
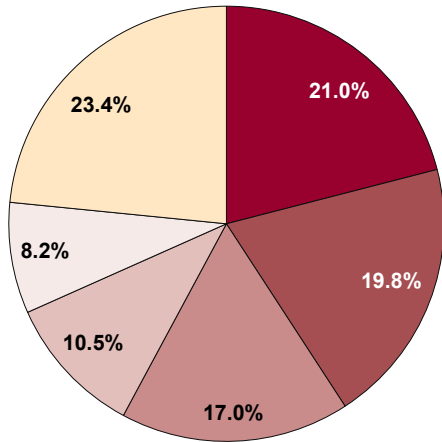



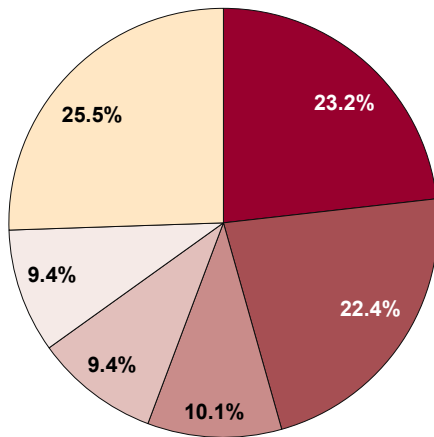
## International Exports from Kansas, 2013 and 2023

### 2013



	Value (million \$)	Percent
<b>Total</b>	<b>\$12,459</b>	<b>100%</b>

### 2023



	Value (million \$)	Percent
<b>Total</b>	<b>\$14,148</b>	<b>100%</b>

Source: Institute for Policy & Social Research, The University of Kansas; data from U.S. Department of Commerce, international Trade Administration, Office of Trade and Industry Information.